



- 1 Visit wcl.kanopy.com
- 2 Create a **Kanopy** account:
 - select your library (Wellington City Libraries)
 - confirm your library card details

You can also use the **Kanopy** app on your mobile device:

- 1 Download the free kanopy app ([Google Play](#) | [App Store](#))
- 2 Open the app and sign in with the account you've already created or create a new one (step 2 above)



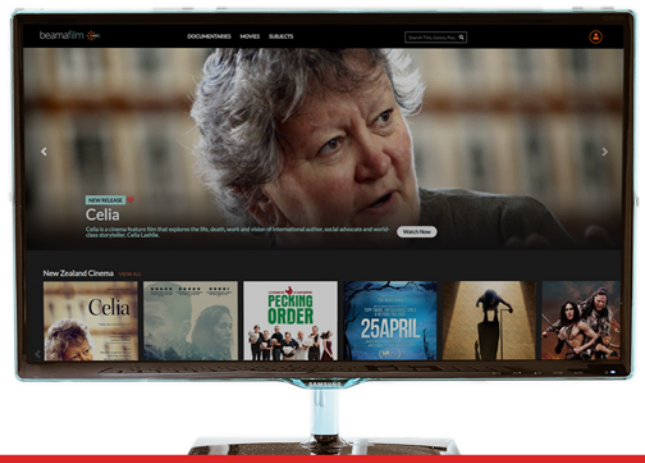
Films can also be streamed from any internet connected device including computers, phones or tablets and on TV's via Chromecast, AppleTV or HDMI.

Please note, using your Google or Facebook account to log in is currently not available as an option.

- 1 Visit wellingtoncitylibraries.beamafilm.com
- 2 Enter your library card details
- 3 Once you've authenticated, you'll be able to either set up your Beamafilm account or log in to your existing Beamafilm account and start watching.

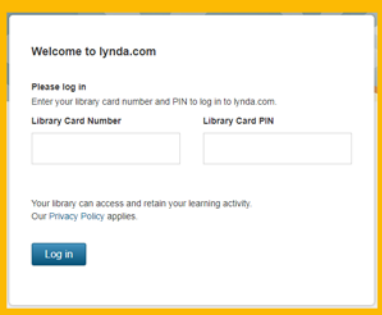
You can also use the **Beamafilm** app on your mobile device:

- 1 Download the free kanopy app ([Google Play](#) | [App Store](#))
- 2 Open the app and sign in with the account you've already created or create a new one (step 2 above)



Online tutorials with lynda.com

- 1 Visit wcl.govt.nz/elibrary
- 2 Scroll down to lynda.com
- 3 Log in with your library card number and PIN.

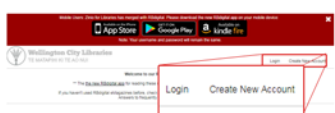


- You can also use the lynda.com app on your mobile device:
- 1 Download the free **lynda.com** app ([Google Play](#) | [App Store](#))
 - 2 Open the app and Click on *Already a member?*
 - 3 Select the Organization tab then scroll down to Web Portal and enter wcl.govt.nz then click Log in.
 - 4 A browser should automatically open > enter you Library Card and pin. Click Log in.
 - 5 The app will either open automatically or you may get the option to open the app **lynda.com**



Our eMagazines in your pocket!

- Click.**

 1. Visit wcl.govt.nz/rbdigital
 2. Click
 3. Create an account using your library card number
 4. Download the app on your mobile device and login

Get.

 5. Browse or search to discover Magazine titles
 6. Click checkout to download and enjoy content

Go.

 7. Titles will be available offline on your device

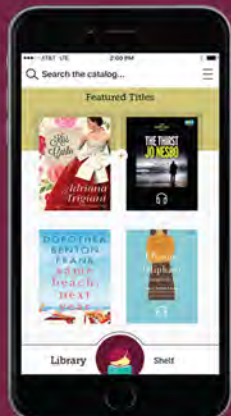
Visit your library [website](#) | Download the App ([Google Play](#) | [App Store](#))
Remember to check back for the latest releases





Meet Libby.

The one-tap reading app from your library



libby

eBooks | audiobooks



This free app, created by [OverDrive](#), is available for [Android](#), [iOS](#) (iPhone/iPad/iPod touch), and [Windows 10](#) devices.

- 1 Install the Libby app from your device's app store.
- 2 Open the app and find your library. You can search by library name, city, or zip code.
- 3 Browse your library's collection and borrow a title. When prompted, sign in. You'll need a valid library card to complete this step.
- 4 Borrowed titles appear on your Shelf and download to the app automatically so you can read them when you're offline.

From your Shelf, you can:

- Tap Start Reading or Start Listening to open a title.

Happy Reading

If you can't get Libby on your device, you can try using the original OverDrive app. For more help, visit help.overdrive.com.



Borrow eBooks and eAudiobooks online or with our library app.

Step 1 Log in



Online
From your [library website](#) log in to BorrowBox with your library ID/barcode and password/PIN.

Apps
Install BorrowBox app on your devices. Select your library and then enter your library ID/barcode and password/PIN.

Step 2 Search



Search, browse and discover our great collection 24/7, by title, author or category, read extracts, listen to excerpts and more.

Step 3 Borrow



Confirm your choice or reserve a title for later.

Step 4 Download



Download the complete eBook or eAudiobook instantly. When reserved titles are ready to download we'll email you.

Step 5 Enjoy



Enjoy reading bestselling eBooks and listening to the most popular eAudiobooks from your favourite Australian and international authors everywhere you go.

Step 6 Revisit



We're always adding new titles, so visit often and make the most of your library membership.



pressreader

Desktop or Mobile devices

- 1 Visit pressreader.com or download the free PressReader app ([Google Play](#) | [App Store](#)).
- 2 Click the Sign in button
- 3 Select the 'Library Card' option
- 4 Search for 'Wellington City Libraries' > Click to select us as your library
- 5 Enter your Library card number and your 'PIN', and click the 'Sign in' button (also tick the 'Stay signed in' checkbox to save your login)



Find more information and services on wcl.govt.nz/elibrary